

2017

2018010

2018 03

)

(

3

320100000

10

1.00

0

		2017 1 1 2017 12 31

			002208
	Hefei Urban Construction Development Co., Ltd		
	HUCD		
	100	A	1 201
	230031		
	100	A	10-14

/	0.410	0.340	20.59%	0.2900
	7.87%	6.83%	1.04%	6.02%
	2017	2016		2015
	11,568,001,713.33			

	720,631.85	29,282.14	36,159.41	
			-372,599.37	
	266,005.00	1,783,033.89	-84,981.96	
	12,256.13	108,412.85	-2.66	
	785,758.86	5,416,310.40	-254,943.20	--

1 —

1 —

□ √

1 —

1

2 √

1

AAA

200

10

“ ”

“ ”

2

2017

3

10

“

”

2017

109,799	7.0%	0.1	
9.4%	178,654	7.0%	
10.5%	169,408	7.7%	
5.3%	133,701	13.7%	
11.3%	25,508	15.8%	12

		58,923		15.3%
	156,053		8.2%	
	5,612.5		21.9%	17.9
4,007		30.5%		22.8
			2017	9,200.7
	8.2%		29.5	5,865.8
16.5%			32.9	
			2017	39,169.2
9.9%		5.8	12	2,021.3
		15.8%		2017
	7,637		23%	
				2017
	45		629.8	4.21% 2016
11	“		” 2017 5	
2017			7,887 /	5
	“		”	
				2017 7
		24.3		
2017			19,933	215.89
75.60%				2017

				2017	
	14,249 /			2016	
		13000-15000 /			2016
					90-110
40%			2016	6	110-150
			31%		
			1,476	1,421	
	2017				
20,707		207.65		63.52%	
			95.63	93.86	2017
	10,560.6 /	2017			209.16 /
1.01					
		2017		71.398	
64.13%		314.73 /		100.4%	
6,457.67 /		144%			2017
	32,115	2016	16860	90.48%	
24,607	2016	14074	74.84%		3,234,359.43
2016	1,727,772.12		87.20%		2017

2017

16

2017

7000

17%

2017

11

1,204

30.72

250

/

2017

1-12

221

15,232

167

45 33% 39% 2017

“ ” ,

1-12

5951 / 20%

2016

2016

,

“ ” “ ”

“ ”

3 —

1 2017

房地产基础情况					房地产开发情况			房地产储备情况	
序号	项目名称	位置	项目状态	项目权益	项目占地面积 (万㎡)	地上计容建筑面积 (万㎡)	累计竣工面积 (万㎡)	2017年新增待开发土地面积 (万㎡)	累计持有待开发土地面积 (万㎡)
1	合肥琥珀名城(和园)	合肥瑶海区	竣工	100%	13.34	23.43	31.42	/	/
2	合肥琥珀玉环城	合肥政务区	竣工	100%	12.88	45.09	56.83	/	/
3	合肥琥珀家园	合肥瑶海区	竣工	100%	8.63	24.18	28.11	/	/
4	肥东琥珀名都	肥东县东关新城	在建	65%	15.99	39.97	13.36	/	/
5	肥东琥珀田园	肥东县东关新城	在建	100%	7.00	14.00	/	/	/
6	肥东琥珀新城	肥东县东关新城	在建	100%	20.82	40.82	0.00	0.00	0.00
7	肥东琥珀新城	肥东县东关新城	在建	100%	10.82	21.64	0.00	0.00	0.00
8	肥东琥珀新城	肥东县东关新城	在建	100%	10.00	19.18	0.00	0.00	0.00
9	肥东琥珀新城	肥东县东关新城	在建	100%	10.00	19.18	0.00	0.00	0.00
10	肥东琥珀新城	肥东县东关新城	在建	100%	10.71	21.42	0.00	0.00	0.00
11	肥东琥珀新城	肥东县东关新城	在建	100%	26.72	53.44	0.00	0.00	0.00
					187.22	556.05	206.94	0.00	25.85
									合计

2 2017

序号	项目名称	业态	累计推盘 (万 [㎡])	累计销售 (万 [㎡])	库存 (万 [㎡])
1	合肥琥珀名城 (和园)	住宅	25.50	25.50	0.00
		商业	1.62	1.55	0.07
2	合肥琥珀五环城	住宅	34.41	34.41	0.01
		商业	9.88	7.48	2.40
3	合肥瑞安家园	住宅	22.64	22.61	0.03
		商业	0.73	0.04	0.69
4	肥东琥珀名郡	住宅	10.08	6.52	3.56
		商业	0.98	0.54	0.44
5	肥东琥珀庄园	住宅	13.40	13.11	0.29
		商业	0.28	0.28	0.00
6	蚌埠琥珀新天地	住宅	38.00	35.42	2.58
		商业	2.90	2.05	0.85
7	广德琥珀新天地	住宅	9.55	9.55	0.00
		商业	5.69	5.07	0.62
8	宣城琥珀新天地	住宅	8.07	7.27	0.80
		商业	0.15	0.15	0.00
9	巢湖琥珀新天地	住宅	24.02	24.01	0.01
		商业	/	/	1.46
10	三亚琥珀假日天地	住宅	/	/	/
		商业	/	/	/
11	琥珀御宾府	住宅	/	/	/
		商业	/	/	/
12	琥珀东华府	住宅	/	/	/
		商业	/	/	/
13	琥珀蜀熙府	住宅	1.47	0.61	0.86
		商业	/	/	/
合计			209.37	196.17	14.67

3

1		500,000	361,500	4.75%-5.90%	
		500,000	361,500		

1

“ ” “ ”

2

1

2017

1

□ √

3

√ □

			2017	2016	
			42.88	61.53	-30.31%
			47.68	49.22	-3.13%
			14.67	9.87	48.63%

30%

√ □

4

□ √

5

		2017		2016		
		2,010,692,068.12	99.98%	2,162,676,937.80	100.00%	-7.03%

6

□ √

7

□ √

8

	142,803,401.94
	5.19%

	0.00%
--	-------

5

1		57,776,259.04	2.10%
2		50,476,190.48	1.83%
3		21,954,013.33	0.80%
4		8,196,500.95	0.30%
5		4,400,438.14	0.16%
	--	142,803,401.94	5.19%

□ √

	515,024,735.02
	39.12%
	0.00%

5

1		149,419,397.19	11.35%
2		107,791,501.70	8.19%
3		89,782,058.23	6.82%
4		87,384,350.96	6.64%
5		80,647,426.94	6.13%
	--	515,024,735.02	39.12%

□ √

3

	2017	2016		
	56,861,245.95	63,473,411.11	-10.42%	
	52,198,227.48	50,101,506.39	4.18%	
	195,673,479.80	49,763,529.31	293.21%	

4

□ √

5

	2017	2016	
	3,399,703,417.75	4,403,042,507.60	-22.79%
	3,441,860,462.32	4,779,984,821.06	-27.99%
	-42,157,044.57	-376,942,313.46	88.82%
	13,614,275.14	8,056,913.00	68.98%
	4,905,756.88	762,173.43	543.65%
	8,708,518.26	7,294,739.57	19.38%
	2,475,000,000.00	3,190,000,000.00	-22.41%
	1,631,541,324.19	2,189,476,699.03	-25.48%
	843,458,675.81	1,000,523,300.97	-15.70%
	810,010,149.50	630,875,727.08	28.39%

√ □

88.82%

68.98% 543.65%

√ □

□ √

1

	2017	2016		

	2,551,794,730. 37	22.06%	1,724,880,696. 67	17.64%	4.42%	
	1,235,000.00	0.01%			0.01%	
	7,074,277,442. 16	61.15%	4,333,257,328. 93	44.30%	16.85%	
	66,940,387.66	0.58%	65,247,713.71	0.67%	-0.09%	
			150,000,000.00	1.53%	-1.53%	
	1,715,000,000. 00	14.83%	2,173,000,000. 00	22.22%	-7.39%	

2

5

□ √

1

□ √

2

□ √

√ □

10%

			100000000	828,714,975. 48	251,500,850. 93	173,236,244. 94	37,216,411.8 9	27,877,237.5 2
			80000000	1,041,114,21 0.53	129,277,978. 07	384,948,381. 86	84,848,712.6 6	65,390,757.2 6
			60000000	104,057,055. 76	72,877,996.9 5	153,249,595. 17	38,347,629.0 6	28,766,321.3 1
			60000000	443,825,875. 62	104,679,748. 35	504,397,982. 37	76,768,594.1 0	57,721,520.7 6
			60000000	431,325,355. 95	145,893,891. 70	925,154,640. 80	179,894,022. 31	138,977,561. 82

			153850000	1,940,000,435.14	196,805,452.77	485,632,679.13	88,782,415.02	66,611,791.46
--	--	--	-----------	------------------	----------------	----------------	---------------	---------------

□ √

1 100% 10,000

82,871.50 25,150.09 2017 1 12 2017 12 31 17,323.62
2,787.72

2 80% 8,000

2017 1 12 2017 12 31 104,111.42 12,927.80
38,494.84 6,539.08

3 100% 6,000

2017 1 12 2017 12 31 10,405.71 7,287.80
15,324.96 2,876.63

4 6,000

2017 12 31 44,382.59 10,467.97 2017 1
12 50,439.80 5,772.15

5 100% 6,000

2017 1 12 2017 12 31 43,132.54 14,589.39
92,515.46 13,897.76

6 65% 15,385

2017 1 12 2017 12 31 194,000.04 19,680.55
48,563.27 6,661.18

□ √

2018

“ ”

1

□ √

□	√				
	3				
2015	4 29	2014		2014	2014 12 31
	320,100,000		10	1.00	
2016	4 29	2015		2015	2015 12 31
	320,100,000		10	0.50	
2017	5 26	2016		2016	2016 12 31
	320,100,000		10	1.00	

2017	32,010,000.00	132,765,595.48	24.11%		
2016	32,010,000.00	108,759,367.48	29.43%		
2015	16,005,000.00	91,519,553.63	17.49%		

□ √

√ □

10		0
10		1.00
10		0
	320,100,000	

	32,010,000	
		581,371,072.88
	100%	
		20
	2017	41,075,085.70
132,765,595.48		580,521,004.32
4,107,508.57	4,107,508.57	2017
		2016
581,371,072.88	2017	32,010,000.00
	12 31	2017
1.00		320,100,000
		2017
		10

1

√ □

	()			2016 03 18	12
	()			2016 03 18	

✓

	75
	11
	1 2 2

✓

✓

✓

✓

✓

✓

√

1

√

2

√

3

√

4

√

5

√

1 2017 3 26

,

2017

“ ”

200,000

2017

5 26 2016

52,000

“

”

“

”

“

”

“

”

	2017 02 16	http://www.cninfo.com.cn/
2017	2017 03 28	http://www.cninfo.com.cn/
	2017 05 27	
	2017 03 31	http://www.cninfo.com.cn/

1

1

√

2

√

3

√

2

√

1

	2017 05 27	20,000	2017 11 01	2,000		36		
B1		120,000		B2		2,000		
B3		120,000		B4		2,000		

1

2

3

√

√

1

	860,857	0.27%							

1			
		696,500	696,500
10 10	10		
10	4	850,000	996,000
		146,000	
		1,115,800	1,115,800
		0	

10

10

□ √

10

10

2

]

□ √



□ √

4 **10%**

□ √

5

√ □

“ ” 2015 3 6 “

” 185,316,118 57.89% “

” 2015 12 24 2016 3 1 2016008

2015047 2016 3 21 5%

2016 3 18 “

”

□ √

				54	2015 09 22	2018 09 22	418,700				418,700
				54	2015 09 22	2018 09 22	147,000				147,000
				46	2015 09 22	2018 09 22	16,500				16,500
				51	2015 09 22	2018 09 22	0				0
				63	2015 09 22	2018 09 22	0				0
				55	2015 09 22	2018 09 22	0				0
				53	2015 09 22	2018 09 22	0				0

					09 22	09 22					
					2015	2018					
				41	09 22	09 22	66,446				66,446
					2015	2018					
				43	09 22	09 22	24,000				

1976

1954
”

2002 3

“ ” “

1962

30

2013 12

1964

MBA

2009 4

“ ” “ ”

80

1964

2004 “ ”

43 40

2011 11

1960

1958

1972

1998

“ ”

1965

1976

1970

“ ”

1974

“ ”

1968

√ □

			2017 09 29	2020 09 28	

√ □

			2015 11 30	2018 11 30	
			2014 04 29	2017 04 29	
			2017 08 04	2020 08 03	

□ √

			54	24.07	
			54	21.79	
			46	17.11	

41

			55		5
			63		5
			53		5
			53		5

57

	65
	208

2

1

2

3

3

1

2

3

4

5

4

□

√

1

2

3

2015 9 1

2015 9 22

2015

4

2015 9 1

2015 9 22

2015

5

6

www.cninfo.com.cn

7

□ √

□ √

1

2016		59.21%	2017 05 26	2017 05 27	2016 www.cninfo.com. cn

2

□ √

1

	10	10	0	0	0		1
	10	10	0	0	0		1
	10	10	0	0			

3

2017 7 17 8 15 11 10 11 21 12 21

2017

201724

HCK2017-2

2017-22

2016-20

W1706

W1707

[2017]18

□ √

	≤	3%	
	>		
	5%		
			0
			0
			0
			0

		2017
12 31		
	2018 03 30	
	2018 3 30	http://www.cninfo.com.cn/

√

√

	2018 03 28
	[2018]1673

[2018] 1673

31

2017

2017 12

2017 12 31

2017

“

”

1

24 2017
99.56%

274,408.82

2

1

2017

1 1 25
9,766.94

2

2017

2018 3 28

1

	2,551,794,730.37	1,724,880,696.67

	1,235,000.00	
	1,378,095,615.81	3,237,570,898.36

	11,568,001,713.33	9,780,585,847.29
		150,000,000.00
	681,180,798.82	700,550,418.80
	4,375,247,944.08	3,877,188,162.96
	6,965,289.76	6,225,528.24
	225,435,144.50	171,222,739.01
	14,776,123.39	5,316,399.83
	767,233,078.91	234,308,302.68
	1,900,000,000.00	715,000,000.00
	7,970,838,379.46	5,859,811,551.52
	1,715,000,000.00	2,173,000,000.00

	14,046,473.56	14,017,747.89
	1,729,046,473.56	2,187,017,747.89
	9,699,884,853.02	8,046,829,299.41
	320,100,000.00	320,100,000.00
	290,011,424.95	290,011,424.95
	286,781,481.23	278,566,464.09
	846,326,956.78	753,786,378.44
	1,743,219,862.96	1,642,464,267.48
	124,896,997.35	91,292,280.40
	1,868,116,860.31	1,733,756,547.88
	11,568,001,713.33	9,780,585,847.29

2

	440,480,082.16	389,452,282.32

	1,235,000.00	
	1,357,779,182.39	3,217,102,401.88
	330,526,277.61	683,018,715.70
	4,481,663,155.26	741,209,181.84
	125,733,598.79	79,188,710.20
	6,737,417,296.21	5,109,971,291.94
	587,015,089.64	587,015,089.64
	64,207,703.69	62,274,809.26
	150,170.89	
	73,818,923.68	5,981,429.56
	725,191,887.90	655,271,328.46
	7,462,609,184.11	5,765,242,620.40
		150,000,000.00

	286,781,481.23	278,566,464.09
	581,371,072.88	580,521,004.32
	1,482,185,458.74	1,473,120,373.04
	7,462,609,184.11	5,765,242,620.40

3

	2,751,919,267.27	2,626,748,505.32
	2,751,919,267.27	2,626,748,505.32
	2,533,261,836.19	2,476,009,871.68
	2,011,098,512.23	2,162,753,026.87
	180,720,377.89	151,708,318.07
	56,861,245.95	63,473,411.11
	52,198,227.48	50,101,506.39
	195,673,479.80	49,763,529.31
	36,709,992.84	-1,789,920.07
“ ”		
“ ”		

“ ”		
“ ”	38,388.14	
	305,000.00	
“ ”	219,000,819.22	150,738,633.64
	900,874.36	7,505,277.33
	180,242.51	197,520.19
“ ”	219,721,451.07	158,046,390.78
	53,351,138.64	57,517,014.52
“ ”	166,370,312.43	100,529,376.26
“ ”	166,370,312.43	100,529,376.26
“ ”		
	132,765,595.48	108,759,367.48
	33,604,716.95	-8,229,991.22
1.		
2.		
1.		
2.		
3.		
4.		

5.		
6.		
	166,370,312.43	100,529,376.26
	132,765,595.48	108,759,367.48
	33,604,716.95	-8,229,991.22
	0.410	0.340
	0.410	0.340

4

	120,619,050.97	928,977,246.26
	47,769,911.37	676,766,019.17
	33,794,826.25	58,551,362.08
	26,645,655.07	24,643,460.78
	35,867,821.87	34,813,833.34
	210,399,518.91	49,406,932.30
	38,411,998.01	-972,721.67
“ ”		
“ ”	245,440,224.00	
“ ”	-4,242.69	
	5,000.00	
“ ”	-26,829,699.20	85,768,360.26
	131,623.07	1,107,298.00

	57,245.79	103,234.61
“ ”	-26,755,321.92	86,772,423.65
	-67,830,407.62	21,871,775.89
“ ”	41,075,085.70	64,900,647.76
“ ”	41,075,085.70	64,900,647.76
“ ”		
1.		
2.		
1.		
2.		
3.		
4.		
5.		
6.		
	41,075,085.70	64,900,647.76

	43,775.00	
	13,570,500.14	8,056,913.00
	13,614,275.14	8,056,913.00
	4,905,756.88	762,173.43
	4,905,756.88	762,173.43
	8,708,518.26	7,294,739.57

6

	375,510,376.93	1,163,042,324.05
	15,950,532.34	13,984,671.91
	391,460,909.27	1,177,026,995.96
	2,012,077,754.57	3,368,770,309.91
	25,273,311.94	23,701,442.65
	55,055,981.40	118,952,492.32
	43,188,138.97	91,273,247.68
	2,135,595,186.88	3,602,697,492.56
	-1,744,134,277.61	-2,425,670,496.60
	300.00	
	3,841,601.93	4,056,358.06
	3,841,901.93	4,056,358.06
	4,697,227.64	20,433.85
	4,697,227.64	20,433.85
	-855,325.71	4,035,924.21
	1,655,000,000.00	2,490,000,000.00

	1,519,426,479.05	1,371,912,563.00
	3,174,426,479.05	3,861,912,563.00
	850,000,000.00	706,000,000.00
	248,865,716.11	69,340,393.21
	280,700,000.00	839,227,233.55
	1,379,565,716.11	1,614,567,626.76
	1,794,860,762.94	2,247,344,936.24

	0,000. 00				,424.95				,481.23		,956.78	,997.35	16,860. 31
--	--------------	--	--	--	---------	--	--	--	---------	--	---------	---------	---------------

	320,10 0,000. 00				290,011 ,424.95				265,586 ,334.53		674,012 ,140.52	99,522, 271.62	1,649,2 32,171. 62
	320,10 0,000. 00				290,011 ,424.95				265,586 ,334.53		674,012 ,140.52	99,522, 271.62	1,649,2 32,171. 62
									12,980, 129.56		79,774, 237.92	-8,229, 991.22	84,524, 376.26
											108,759 ,367.48	-8,229, 991.22	100,529 ,376.26
1													
2													
3													
4													
									12,980,		-28,985,		-16,005,

									129.56		129.56		000.00
1									12,980, 129.56		-12,980, 129.56		
2													
3											-16,005, 000.00		-16,005, 000.00
4													
1													
2													
3													
4													

	320,100, 000.00				293,932,9 04.63				278,566,4 64.09	580,521 ,004.32	1,473,120 ,373.04
									8,215,017 .14	850,068 .56	9,065,085 .70
										41,075, 085.70	41,075,08 5.70
1											
2											
3											
4											
									8,215,017 .14	-40,225, 017.14	-32,010,0 00.00
1									8,215,017 .14	-8,215,0 17.14	
2										-32,010, 000.00	-32,010,0 00.00
3											
1											
2											
3											

	320,100, 000.00				293,932,9 04.63				286,781,4 81.23	581,371 ,072.88	1,482,185 ,458.74
--	--------------------	--	--	--	--------------------	--	--	--	--------------------	--------------------	----------------------

	320,100, 000.00				293,932,9 04.63				265,586,3 34.53	544,605 ,486.12	1,424,224 ,725.28
	320,100, 000.00				293,932,9 04.63				265,586,3 34.53	544,605 ,486.12	1,424,224 ,725.28
“ ”									12,980,12 9.56	35,915, 518.20	48,895,64 7.76
										64,900, 647.76	64,900,64 7.76

1											
2											
3											
4											
1											
2											
	320,100, 000.00				293,932,9 04.63				278,566,4 64.09	580,521 ,004.32	1,473,120 ,373.04

“ ” “ ”

[1998]89
[1998] 39

2002 12
2008 1 2,670.00 8,000.00
10,670.00 002208
2008 5 5,335.00
16,005.00
2010 6 16,005.00
32,010.00
2016 3 18
2015 1271
100 A 10-14

2018 3 28

			(%)	
1			100.00	-
2			80.00	-
3			100.00	-
4			100.00	-
5			100.00	-
6			100.00	-
7			65.00	-
8			51.00	-
9			100.00	-

“ ”

2.

1

2

12

1

2

1 1 12 31

3

v6:s0

2

3

A.

a

b

c

B.

a

b

c

A.

B.

C.

7

1

2

8

9

1

2

3

”

“

“ ”

10

1

2

3

22 —

4

5

A.

B.

A.

B.

A.

B.

6

7

8

A.

- B.
- C.
- D.
- E.
- F.

- G.

- H.
- I.

- A

B.

12

50%

9

11

1

	300	300
--	-----	-----

2	
---	--

√ □

1 1	5.00%	5.00%
1 2	10.00%	10.00%
2 3	20.00%	20.00%
3	50.00%	50.00%

□ √

□ √

3

12

1

2

“

”

“

”

3

4

13

14

1

20%

20%

50%

2

A.

B.

C.

A.

B.

C.

D.

3

15

	35-50	2.77-1.94	3

16

1

2

		35-50	3	2.77%-1.94%
		8	3	12.13%
		5	3	19.40%

3

17

18

1

3

ĐIỂM XÁC ĐỊNH CÁC FLA, FA, FĐ + X

2

3

4

3

5

6

23

24

1

A.

B.

2

A

B.

C.

D.

a

b

c

;

,

3

4

A.

B.

C.

25

1

2

26

27

28

1

2

3

29

1

2

30

/

1

A.

B.

A.

B.

2

A.

B.

A.

B.

3

A.

B.

12

31

1

2

32

33

1

√ □



2017 4 28

42 —

2017 5 28

2017 5 10

16 —

2017 6

12

2017 1 1

2017 1 1

2

2017 12 25

“ ” “ ”

2015 17 [2015]34
 2015 1 1 2017 12 31 20 20
 50% 20%

3

1

	250,485.68	126,188.08
	2,480,278,381.39	1,669,949,107.49
	71,265,863.30	54,805,401.10
	2,551,794,730.37	1,724,880,696.67

1 71,265,863.30

2 47.94%

2

--	--	--

3

□ √

4

1

--	--	--

2



3

s

	1,300,000.00	65,000.00	5.00%
--	--------------	-----------	-------

□ √

2

65,000.00

0.00

--	--	--

3

--	--

--	--	--	--	--	--

4

		(%)	
	1,300,000.00	100.00	65,000.00
	1,300,000.00	100.00	65,000.00

5

6

6

1

1	659,207.02	0.05%	3,217,524,489.57	99.38%
1 2	1,357,390,000.00	98.50%	143,929.38	0.01%
2 3	143,929.38	0.01%		
3	19,902,479.41	1.44%	19,902,479.41	0.61%
	1,378,095,615.81	--	3,237,570,898.36	--

1

1

2

		(%)
	1,207,390,000.00	87.61
	150,000,000.00	10.88
	19,902,479.41	1.44
	1,377,292,479.41	99.93

57.43%

7

1

--	--	--

2

--	--	--	--	--

8

1

()		
-----	--	--

2

1

()				
-----	--	--	--	--

9

1

	95,178,500.00	83.13%			95,178,500.00	96,798,050.00	85.22%			96,798,050.00
	19,320,801.68	16.87%	3,011,544.48	15.59%	16,309,257.20	16,793,442.63	14.78%	2,681,763.33	15.97%	14,111,679.30
	114,499,301.68	100.00%	3,011,544.48	2.63%	111,487,757.20	113,591,492.63	100.00%	2,681,763.33	2.36%	110,909,729.30

√ □

	95,178,500.00			
	95,178,500.00		--	--

□

	12,560,820.38	628,041.02	5.00%
	1,582,142.98	158,214.30	10.00%
	1,212,100.00	242,420.00	20.00%
	3,965,738.32	1,982,869.16	50.00%
	19,320,801.68	3,011,544.48	15.59%

√

√

329,781.15

0.00

	8,313,660.21	3,346,335.13
	782,330.00	2,050,361.68
	114,499,301.68	113,591,492.63

5

		7,863,450.00	1	6.87%	
		81,650,050.00	1 2	71.31%	
		5,665,000.00	2 3	4.95%	
		2,675,152.50	1	2.34%	133,757.63
		142,500.00	1 2	0.12%	14,250.00
		195,600.00	2 3	0.17%	39,120.00
		2,046,400.00	3	1.79%	1,023,200.00
		965,289.55	1	0.84%	48,264.48
		252,000.00	1 2	0.22%	25,200.00
		504,000.00	2 3	0.44%	100,800.00

739,505.90 3

	--	104,918,754.95	--	91.64%	2,052,435.41
--	----	----------------	----	--------	--------------

6

--	--	--	--	--	--

7

8

10

1

3 —

	6,349,222,635.85	36,956,400.00	6,312,266,235.85	2,751,648,914.77		2,751,648,914.77
	782,354,704.13	20,343,497.82	762,011,206.31	1,603,844,945.72	22,236,531.56	1,581,608,414.16
	7,131,577,339.98	57,299,897.82	7,074,277,442.16	4,355,493,860.49	22,236,531.56	4,333,257,328.93

“ ”

--	--	--	--	--	--	--	--	--	--	--	--

“ ”

--	--	--	--	--	--	--	--

“ ” “ ” “ ”

--	--	--	--	--

2

0 ÖA

		36,956,400.00				36,956,400.00	

5

--	--

4 —

11

--	--	--	--	--

12

--	--	--

13

	122,780,027.76	123,759,316.25
	111,614,320.86	51,917,440.44
	6,940,916.19	58,500,746.40
	55,363,577.55	50,056,414.03
	5,606,655.96	6,516,505.62
	2,952,771.89	3,250,571.39
	1,968,514.60	2,167,047.61
	833,290.92	4,171,063.13
	23,155.11	
	308,083,230.84	300,339,104.87

14

1

--	--	--	--

2



2

□ √

3 —

--	--	--	--	--	--	--	--

□ √

3

--	--	--

19

1

1.	67,847,280.21	10,107,221.46	3,645,999.74	81,600,501.41
2.	2,950,900.56	1,387,189.74	377,239.24	4,715,329.54
1	2,950,900.56	1,387,189.74	377,239.24	4,715,329.54
2				
3				
3.			151,423.00	151,423.00
1			151,423.00	151,423.00
4.	70,798,180.77	11,494,411.20	3,871,815.98	86,164,407.95
1.	6,550,603.96	6,795,883.25	3,006,300.49	16,352,787.70
2.	2,189,131.83	786,609.12	42,371.95	3,018,112.90
1	2,189,131.83	786,609.12	42,371.95	3,018,112.90

3.			146,880.31	146,880.31
1			146,880.31	146,880.31
4.	44.08 689.8529398578			

	51,189,030.11	

20**1**

2

23

1

✓

2

✓

24

✓

25

1



3.					
1					
4.				955,256.45	955,256.45
1.					
2.					
1					
3.					
1					
4.					
1.				150,170.89	150,170.89
2.					

2

--	--	--

26

--	--	--	--

	2,804,533.00	701,133.25	2,386,555.00	596,638.75
	26,530.16	6,632.54		
	298,371,162.67	74,592,790.66	28,143,150.82	7,035,787.71

2

	56,185,894.24	14,046,473.56	56,070,991.57	14,017,747.89
	56,185,894.24	14,046,473.56	56,070,991.57	14,017,747.89

3

		74,592,790.66		7,035,787.71
		14,046,473.56		14,017,747.89

4

	139,414.19	692,924.55
	15,938,576.34	70,858,945.26
	16,077,990.53	

2022	7,495,551.45		
	15,938,576.34	70,858,945.26	--

30

--	--	--

31

1

		150,000,000.00
		150,000,000.00

2

--	--	--	--	--

32

--	--	--

33

□ √

34

--	--	--

35

1

	681,180,798.82	700,550,418.80
	681,180,798.82	700,550,418.80

2

1

	242,228,921.79	
	242,228,921.79	--

36

1

	4,370,907,854.36	3,875,049,972.39
	4,340,089.72	2,138,190.57
	4,375,247,944.08	3,877,188,162.96

2

1

	1,937,416,393.85	
	1,937,416,393.85	--

3

--	--

3 —

1		907,175,266.00	1,159,418,509.00	2018 08 25	98.00%
2		741,618,917.00	1,059,875,529.00	2018 12 25	83.00%
3			753,236,852.00	2019 12 31	94.00%
4			439,432,129.30	2019 09 25	43.00%
5			361,000,491.00	2019 12 25	25.00%

37

1

	6,225,528.24	33,470,126.04	32,730,364.52	6,965,289.76
-		1,766,378.25	1,766,378.25	
		8,000.00	8,000.00	
	6,225,528.24	35,244,504.29	34,504,742.77	6,965,289.76

2

1	2,386,555.00	25,951,657.77	25,533,679.77	2,804,533.00
2		3,130,683.10	3,130,683.10	
3		1,090,417.77	1,090,417.77	
		1,001,373.34	1,001,373.34	
		51,985.31	51,985.31	
		37,059.12	37,059.12	
4		2,189,580.00	2,189,580.00	

5	3,838,973.24	1,107,787.40	786,003.88	4,160,756.76
	6,225,528.24	33,470,126.04	32,730,364.52	6,965,289.76

3

1		1,691,743.87	1,691,743.87	
2		74,634.38	74,634.38	
		1,766,378.25	1,766,378.25	

38

	9,480,120.42	5,619,605.11
	19,666,485.43	6,995,657.41
	1,003,149.74	223,057.66
	186,311,222.11	147,124,145.38
	5,947,541.58	4,461,105.98
	669,061.33	348,242.34
	446,040.88	232,161.55
	220,167.40	3,619,028.80
	395,871.41	1,124,009.95
	1,295,484.20	1,475,724.83
	225,435,144.50	171,222,739.01

31.66%

39

	14,776,123.39	5,316,399.83

	14,776,123.39	5,316,399.83
--	---------------	--------------

--	--	--

177.93%

40

--	--	--

1

41

1

	520,000,000.00	
	156,218,809.39	156,206,523.39
	49,897,501.05	55,571,576.91
	20,947,598.05	8,221,541.35
	20,169,170.42	14,308,661.03
	767,233,078.91	234,308,302.68

2

1

	156,218,809.39	
	156,218,809.39	--

227.45%

42

--	--	--

43

	1,900,000,000.00	15,000,000.00
		300,000,000.00
		400,000,000.00
	1,900,000,000.00	715,000,000.00

44

--	--	--

--	--	--	--	--	--	--	--	--	--	--	--

45

1

	1,315,000,000.00	2,173,000,000.00
	400,000,000.00	
	1,715,000,000.00	2,173,000,000.00

				(%)	
*1	2017/01/13	2019/01/11		5.9000	700,000,000.00
	2016/06/06	2019/06/05		4.7500	140,000,000.00

	2017/12/05	2019/12/05		5.2250	200,000,000.00
	2017/12/05	2019/12/05		5.2250	200,000,000.00
	2017/09/07	2020/09/06		5.2250	20,000,000.00
	2017/09/29	2020/09/06		5.2250	57,000,000.00
	2017/10/17	2020/09/06		5.2250	80,000,000.00
	2017/10/27	2020/09/06		5.2250	98,000,000.00
	2017/10/25	2020/09/06		5.2250	200,000,000.00
	2017/11/01	2020/10/26		4.7500	20,000,000.00
	—	—	—	—	1,715,000,000.00

2017 1

16

80,000.00

2017 12 31

80,000.00

70,000.00

10,000.00

46

1

--	--	--

2

3

4

7

1

--	--	--

8

1

--	--	--

2

--	--	--

--	--	--

--	--

51

--	--	--	--	--	--

									/
--	--	--	--	--	--	--	--	--	---

52

--	--	--



+ —			
			320,100,000.00

54

1

2

--	--	--	--	--

55

	290,011,242.63			290,011,242.63
	182.32			182.32
	290,011,424.95			290,011,424.95

56

--	--	--	--	--

57

58

--	--	--	--	--

59

	163,789,537.70	4,107,508.57		167,897,046.27
	114,776,926.39	4,107,508.57		118,884,434.96
	278,566,464.09	8,215,017.14		286,781,481.23

60

	753,786,378.44	674,012,140.52
	753,786,378.44	674,012,140.52
	132,765,595.48	108,759,367.48
	4,107,508.57	6,490,064.78
	4,107,508.57	6,490,064.78
	32,010,000.00	16,005,000.00
	846,326,956.78	753,786,378.44

- 1)
- 2)
- 3)
- 4)
- 5)

61

	2,744,088,185.87	2,010,692,068.12	2,622,157,925.51	2,162,676,937.80
	7,831,081.40	406,444.11	4,590,579.81	76,089.07
	2,751,919,267.27	2,011,098,512.23	2,626,748,505.32	2,162,753,026.87

3 —

1		925,154,640.80
2		504,397,982.37
3		485,632,679.13
4		384,948,381.86

5		173,150,987.80
---	--	----------------

62

	9,162,826.63	9,299,930.91
	4,166,676.87	4,046,925.37
	1,085,566.27	703,778.07
	9,368,951.28	6,898,451.60
	2,212,763.10	5,347,368.99
	51,559,860.21	106,928,889.00
	97,669,421.01	12,978,011.98
	2,839,174.17	2,701,563.96
	2,449,024.92	2,640,738.67
	206,113.43	162,659.52
	180,720,377.89	151,708,318.07

63

	16,028,804.54	17,508,280.52
	2,908,478.02	2,113,130.73
	372,875.00	1,936,314.20
	13,991,075.91	4,646,635.47

	35,115,219.70	31,675,545.59
		4,176,067.71
	55,560.80	424,191.06
	2,497,639.12	2,806,101.46
	3,751,660.78	2,177,841.13
	2,829,679.28	2,878,280.68
	1,138,310.07	904,369.37
	1,550,732.56	1,118,260.61

67

--	--	--

68

--	--	--

69

	38,388.14	
	38,388.14	
	38,388.14	

70

	305,000.00	
	305,000.00	

71

		7,278,475.00	
	900,874.36	226,802.33	900,874.36
	900,874.36	7,505,277.33	900,874.36

								/
							6,139,800.00	
							1,003,675.00	
							100,000.00	
							30,000.00	
							5,000.00	
	--	--	--	--	--		7,278,475.00	--

72

	40,000.00	50,000.00	40,000.00
	140,242.51	147,520.19	140,242.51
	180,242.51	197,520.19	180,242.51

73

1

	120,879,415.92	53,800,929.59
	-67,528,277.28	3,716,084.93
	53,351,138.64	57,517,014.52

2

	219,721,451.07
/	54,930,362.77
	-2,319.22
	4,684.11
	1,958,991.29
	-5,429,040.29

3

	12,991,726.74	8,056,913.00
	578,773.40	
	13,570,500.14	8,056,913.00

4

--	--	--

5

	800,000,000.00	500,000,000.00
	800,000,000.00	500,000,000.00

6

	280,000,000.00	500,000,000.00
		248,750,000.00
	280,000,000.00	748,750,000.00

76

1

1	--	--
	166,370,312.43	100,529,376.26

3

4

2,480,528,867.07

--	--	--	--

2

$\sqrt{\quad}$

80

81

1

1

--	--	--

4


□ √

5


6

2


1



2



3



3

4

□ √

□ √

5

6

1

1

				100.00%		
				80.00%		
				100.00%		
				100.00%		
				100.00%		
				100.00%		
				65.00%		
				51.00%		
				100.00%		

2

	20.00%	13,078,151.45		25,855,595.62
	35.00%	23,314,127.01		68,884,408.47
	49.00%	-2,787,561.51		30,156,993.26

3

			100

	86	6	6	20				96
	485,632,679.13	66,611,791.46	66,611,791.46	337,578,773.66		-18,065,685.68	-18,065,685.68	1,081,067,356.26
	8,469.23	-5,821,894.84	-5,821,894.84	-13,618,025.59		-2,270,324.69	-2,270,324.69	-1,919,798.55

4

5

2

1

2

--	--

3

1

20%

20%

2

	/	/

3

	/	/

4

	/	/
	--	--
	--	--
	--	--
	--	--

5

6

--	--	--	--

7

8

4

				/

5

6

1

2

3

1

2017 12 31
361,500.00

0.25

903.75

2

1

	--	--	--	--
	--	--	--	--

2

3

4

5

6

7

8

9

1

			600,000.00	57.90%	57.90%

2015 1271

2016 3 18

2

3

--	--

4

5

1

/

--	--	--	--	--	--

/

--	--	--	--

2

/

/

/

/	/	/	/	/	/	/
---	---	---	---	---	---	---

/

/

/	/	/	/	/	/	/
---	---	---	---	---	---	---

/

3

--	--	--	--

6

--	--	--	--

7

	2,245,800.00	4,529,800.00

8

		7,370,650.00	58,685,000.00
		8,990,200.00	3,407,000.00

6

1

		95,178,500.00		96,798,050.00	

2

--	--	--	--

7

8

1

□ √

2

□ √

3

□ √

4

5

1

2016 5 12

		121,468.90
271,478.00	2017 12 31	135,739.00
135,739.00		
	2017 12 31	

2

1

1

	“ ”	2017 12
31	376,423.46	

2

1953

2017 12 31

2



巨潮资讯

www.cninfo.com.cn

中国证监会指定信息披露网站

2

3

1

2

4


5



6

1

2



3

99.56%

4

7

8

[2012]25

2012 11 2

2013

179.23

230.65

2013 8 19
3

2008

154.65

24.58

2017 12 31

154.65

24.58

19,902,479.41

2017 12 31

1

1

	1,300,000.00	100.00%	65,000.00	5.00%	1,235,000.00					
	1,300,000.00	100.00%	65,000.00	5.00%	1,235,000.00					

√

√

1			
1	1,300,000.00	65,000.00	5.00%
	1,300,000.00	65,000.00	5.00%

√

2

65,000.00

0.00

--	--	--

3

--	--

--	--	--	--	--	--

4

			(%)	
	1,300,000.00	100.00		65,000.00
	1,300,000.00	100.00		65,000.00

5

6

2

1



	0.00				.00	750.00				00
	322,333, 129.69	97.00%	1,763,00 2.08	0.55%	320,570,1 27.61	666,290 ,874.68	97.31%	1,665,908 .98	0.25%	664,624,96 5.70
	332,289, 279.69	100.00%	1,763,00 2.08	0.53%	330,526,2 77.61	684,684 ,624.68	100.00%	1,665,908 .98	0.24%	683,018,71 5.70

√ □



3

--	--

--	--	--	--	--	--



	252,000.00	2 3	0.08%	50,400.00
	739,505.90	3	0.22%	369,752.95
	328,118,889.30	--	98.76%	1,431,604.62

--	--	--	--

	245,440,224.00	
--	----------------	--

6

1

√ □

	38,388.14	
	305,000.00	
	720,631.85	
	266,005.00	
	12,256.13	
	785,758.86	--

1 —

1 —

□ √

2

		/	/
	7.87%	0.410	0.410
	7.82%	0.410	0.410

3

1

□ √

2

□ √

3

4

