

**2017**

**2017024**

**2017 08**

)

(

2017	.....	2
	.....	4
	.....	5
	.....	8
	.....	18
	.....	24
	.....	24
	.....	28
	.....	29
	.....	30
	.....	31
	.....	130



			002208
	Hefei Urban Construction Development Co., Ltd		
	HUCD		

	100	
	A 11	
	0551-62661906	
	0551-62661906	
	hucdtf@sina.com	

1

2016

2

2016

5

	1,097,148,705.15	1,163,908,449.70	

---

	373,815.63	--
--	------------	----

1

1

1

1

2

1

AAA

200

10

2

3

2017 6 30  
5%

135

67.5% 2017

200

10

/

27

4

4

8

2017

6 18



,2017 4 5  
 2 2017  
 70  
 66.17  
 7,800 /  
 6,661 2 3 4 6  
 6,100 /  
 3  
 2017 1-6  
 2017  
 7,831  
 837,499  
 5,608 /  
 2016  
 4,532  
 40%  
 2017  
 15,000 /  
 20,000 /  
 12,000 /

2017

	1,097,148,705.15	1,163,908,449.70	-5.74%	
	836,985,457.61	940,765,621.06	-11.03%	
	22,465,588.57	26,523,171.30	-15.30%	
	27,785,119.43	30,107,796.93	-7.71%	

	102,086,655.72	10,937,812.02	833.34%	
	8,165,730.96	27,234,160.14	-70.02%	
	-873,158,065.79	-425,160,650.77	-105.37%	
	744,965.43	3,589,003.58	-79.24%	
	763,805,759.89	521,340,002.14	46.51%	
	-108,607,340.47	99,768,354.95	-208.86%	



	1,096,755,654.92	836,660,448.32	23.71%	-5.73%	-11.02%	4.53%
	1,096,755,654.92	836,660,448.32	23.71%	-5.73%	-11.02%	4.53%
	1,096,755,654.92	836,660,448.32	23.71%	-5.73%	-11.02%	4.53%

1

30%

资产负债表项目	2017年6月30日	2016年12月31日	增减	变动原因
存货	6,087,031,684.87	4,333,257,328.93	40.47%	主要系本期预付土地出让金转存货所致
短期借款	-	150,000,000.00	-100.00%	主要系本期归还短期借款所致
应付利息	23,195,881.95	5,316,399.83	336.31%	主要系本期应付融资性借款利息增加所致
应付股利	32,010,000.00	-	100.00%	主要系本期应付普通股股东股利
其他应付款	775,787,271.43	234,308,302.68	231.10%	主要系本期新增兴泰控股公司借款所致
一年内到期的非流动负债	1,016,500,000.00	715,000,000.00	42.17%	主要系本期一年内到期的长期借款增加所致

2016年6月30日	增减	变动原因	现金流量表项目	2017年6月30日
10,937,812.02	833.34%	主要系本期融资借款利息费用化金额较上年同期有所增加所致	财务费用	102,086,655.72
-1,639,165.66	116.38%	主要系上年同期收回保证金转回坏账准备所致	资产减值损失	268,502.47
94,563,181.29	-61.36%	主要系本期财务费用大幅增加所致	利润总额	36,536,974.08
27,234,160.14	-70.02%	主要系本期利润减少，对应计提的企业所得税费用减少所致	所得税费用	8,165,730.96
-425,160,650.77	-105.37%	主要系本期支付土地款及土地契税较上年同期增加所致	经营活动产生的现金流量净额	-873,158,065.79
3,589,003.58	-79.24%	主要系本期购建固定资产较上年同期增加所致	投资活动产生的现金流量净额	744,965.43
521,340,002.14	46.51%	主要系本期向银行及兴泰控股公司借款增加所致	筹资活动产生的现金流量净额	763,805,759.89



3

4

5

6

7

8

1

2

10%

			100,000,000.00	767,212,567.87	412,286,220.39	91,478,595.73	23,649,377.43	17,662,606.98
			60,000,000.00	161,107,504.12	127,073,800.14	105,799,501.83	30,045,665.89	22,521,900.50
			60,000,000.00	554,906,057.07	106,996,216.89	767,662,414.57	109,487,447.15	86,079,887.01

1						10,000	100%
						2017 6 30	
76,721.26	41,228.62	2017 1 6		9,147.86		1,766.26	
2						6,000	100%
						2017 6 30	
						16,110.75	12,707.38
	2017 1 6	10,579.95		2,252.19			
3						6,000	100%
						2017 6 30	
	2017 1 6	76,766.24		8,607.99		55,490.61	10,699.62

## 2017 1-9

2017 1-9

2017 1-9		-100.00%		-50.00%
2017 1-9		0		3,328.76
2016 1-9				6,657.51
			2017	

	2017 1-9	2017
--	----------	------

1

2

3

1

2017 6 30  
390,050.00

0.25

975.13

2

1

2016		59.21%	2017 05 26	2017 05 27	www.cninfo.com.cn

2

	( )			2016 03 18	12	
	( )			2016 03 18		

---


1

2

3

4

5

2017 3 26

,

2017

200,000

2017 5 26 2016  
52,000

2017	2017 03 28	<a href="http://www.cninfo.com.cn/">http://www.cninfo.com.cn/</a>

--	--	--

1

1

2

3

2

1

	2016 04 29	50,000	2016 05 11	8,000		48		
	2016 04 29	50,000	2016 11 30	12,000		48		
B1		120,000		B2		20,000		

B3	120,000	B4	20,000
A1+B1+C1	120,000	A2+B2+C2	20,000
A3+B3+C3	120,000	A4+B4+C4	20,000
A4+B4+C4		12.19%	

2

3

1

2



1

	860,857	0.27%				-33,605	-33,605	827,252	0.26%
3	860,857	0.27%				-33,605	-33,605	827,252	0.26%
	860,857	0.27%				-33,605	-33,605	827,252	0.26%
	319,239,1 43					33,605	33,605	319,272,7 48	99.74%
1	319,239,1 43	99.73%				33,605	33,605	319,272,7 48	99.74%

	233,667	26,493	0	207,174		
	28,446	7,112	0	21,334		
	262,113	33,605	0	228,508	--	--

3

			34,948		8		0
		5%	10				
		57.90%	185,348,160			185,348,160	
		0.58%	1,859,000			1,859,000	
3		0.53%	1,700,700			1,700,700	
		0.45%	1,437,520			1,437,520	

		0.31%	981,400			981,400		
		0.30%	950,000			950,000		
		0.26%	838,700			838,700		
		0.24%	767,000			767,000		
1		0.24%	760,000			760,000		
		0.19%	600,000			600,000		

10				
10				
10				
10			0	
4		760,000		760,000

10

10

10

10



2016

2016



1

2017 06 30

	1,627,987,649.24	1,724,880,696.67
	2,782,524,369.79	3,237,570,898.36
	114,574,486.72	110,909,729.30
	6,087,031,684.87	4,333,257,328.93



	509,151,207.71	700,550,418.80
	4,467,761,934.60	3,877,188,162.96
	6,532,637.44	6,225,528.24
	158,354,853.88	171,222,739.01
	23,195,881.95	5,316,399.83
	32,010,000.00	
	775,787,271.43	234,308,302.68
	1,016,500,000.00	715,000,000.00
	6,989,293,787.01	5,859,811,551.52
	2,364,000,000.00	2,173,000,000.00
	14,046,473.56	14,017,747.89
	2,378,046,473.56	2,187,017,747.89
	9,367,340,260.57	8,046,829,299.41
	320,100,000.00	320,100,000.00

	290,011,424.95	290,011,424.95
	278,566,464.09	278,566,464.09
	752,600,536.90	753,786,378.44
	1,641,278,425.94	1,642,464,267.48
	88,839,365.06	91,292,280.40
	1,730,117,791.00	1,733,756,547.88
	11,097,458,051.57	9,780,585,847.29

2

	211,816,139.67	389,452,282.32

	587,015,089.64	587,015,089.64
	65,434,143.59	62,274,809.26
	144,237.87	

	1,000,000,000.00	700,000,000.00
	3,657,243,910.45	2,352,122,247.36
	2,140,000,000.00	1,940,000,000.00
	2,140,000,000.00	1,940,000,000.00
	5,797,243,910.45	4,292,122,247.36
	320,100,000.00	320,100,000.00
	293,932,904.63	293,932,904.63
	278,566,464.09	



---

	30,824,158.46	70,103,742.43
	-2,452,915.34	-2,774,721.28

4

	70,902,730.90	795,337,574.37
	47,091,776.75	639,166,431.99
	7,146,839.47	46,674,282.60
	10,630,204.43	9,363,125.59
	19,742,710.81	18,935,041.95
	103,188,306.03	12,330,371.64
	83,334.92	-338,791.93
	-116,980,441.51	69,207,112.53
	17,699.01	6,473.00
	1,864.00	69,397.00
	-116,964,606.50	69,144,188.53
	-29,241,151.63	17,395,448.63
	-87,723,454.87	51,748,739.90
1.		
2.		

1.		
2.		
3.		
4.		
5.		
6.		
	-87,723,454.87	51,748,739.90
	-0.2741	0.1617
	-0.2741	0.1617

## 5

	1,703,782,498.72	1,815,166,957.89
	44,843,067.09	43,705,530.66

	1,748,625,565.81	1,858,872,488.55
	2,317,580,532.57	2,005,970,058.28
	19,238,633.65	15,751,936.81
	216,833,226.73	220,591,416.73
	68,131,238.65	41,719,727.50
	2,621,783,631.60	2,284,033,139.32
	-873,158,065.79	-425,160,650.77
	42,630.83	

	800,000,000.00	770,000,000.00
	800,000,000.00	
	1,600,000,000.00	770,000,000.00
	457,500,000.00	116,000,000.00
	98,694,240.11	62,659,997.86
	280,000,000.00	70,000,000.00
	836,194,240.11	248,659,997.86
	763,805,759.89	521,340,002.14
	-108,607,340.47	99,768,354.95
	1,670,518,717.57	1,039,642,990.49
	1,561,911,377.10	1,139,411,345.44

## 6

	194,689,823.31	335,169,612.11
	5,517,914.40	21,442,044.05
	200,207,737.71	356,611,656.16
	1,877,221,600.28	1,595,937,688.99
	14,564,276.41	13,136,468.05
	45,843,731.82	80,420,876.89
	18,854,023.71	11,680,410.60
	1,956,483,632.22	1,701,175,444.53
	-1,756,275,894.51	-1,344,563,788.37

---




3												-32,010, 000.00	-32,010, 000.00
4													
1													
2													
3													
4													
1													
2													
	320,10												

	00				,424.95				,334.53		,140.52	271.62	62
									12,980, 129.56		79,774, 237.92	-8,229, 991.22	84,524, 376.26
											108,759, ,367.48	-8,229, 991.22	100,529, ,376.26
1													
2													
3													
4													

	320,100,000.00				290,011,424.95				278,566,464.09		753,786,378.44	91,292,280.40	1,733,756,547.88
--	----------------	--	--	--	----------------	--	--	--	----------------	--	----------------	---------------	------------------

8

	320,100,000.00				293,932,904.63				278,566,464.09	580,521,004.32	1,473,120,373.04	
	320,100,000.00				293,932,904.63				278,566,464.09	580,521,004.32	1,473,120,373.04	
										-119,733,454.87	-119,733,454.87	
										-87,723,454.87	-87,723,454.87	
1												
2												
3												
4												
										-32,010,000.00	-32,010,000.00	
1												
2										-32,010,000.00	-32,010,000.00	

										000.00	00.00
3											
1											
2											
3											

---

1												
2												
3												



2008 1		2,670.00	8,000.00
10,670.00			002208
2008 5	5,335.00		
16,005.00			
2010 6	16,005.00		
32,010.00			
2016 3 18			
	2015 1271		
		100	A 10-14

2017 8 21

			(%)	
1			100.00	-
2			80.00	-
3			100.00	-
4			100.00	-
5			100.00	-
6			100.00	-
7			65.00	-
8			51.00	-
9			100.00	-

2

12

1

2

1 1 12 31

3

4

5

1

2

6

1

,

2

3

A.

a

b

c

B.

a

b

c

A.

B.

C.

7

1

2

8

9

1

2

10

1

2

3

22

4

5

A.

B.

A.

B.

A.

B.

6

7

8

A.

B.

C.

D.

E.

F.

G.

H.

I.

A

B.

50%

12

57

9

11

1

	300	300

--	--

2

1	
2	

1	1	5.00%
1	2	10.00%
2	3	20.00%
3		50.00%

3


12

1

2

3

4

20%      20%      50%

**2**

1

A.

B.

C.

2

A.

B.

C.

D.

**3**

15

	35-50	2.77-1.94	3

16

1

2

		35-50	2.77%-1.94%	3%
		8	12.13%	3%
		5	19.40%	3%

3

17

18

1

3

2

19

20

21

1

2

	3	

22

1

2

3

4

3

5

6

23


24

1

A.

B.

2

A

B.

C.

D.

a

b

c

;

,

3

4

A.

B.

C.

25

1

2

26

27

28

1

2

3

29

1

2

30

/

1

A.

B.

A.

B.

**2**

A.

B.

A.

B.

**3**

A.

B.

12

31

1

2

32

33

1

2017 5 10		
16		
2017 15		

2017 1 1		
2017 1 1		
16		

2

34

2016 12 3

[2016]22

2016 5 1

1

		3% 5% 6% 11% 17%
		7% 5%
		20% 25%
		3% 2%
		0% 50% 30% 50% 100% 40% 100% 200% 50% 200% 60%

--	--

2

2015 17 [2015]34  
 2015 1 1 2017 12 31 20 20  
 50% 20%

3

2016 5 1 5%

1

	179,415.27	126,188.08
	1,554,063,986.45	1,669,949,107.49
	73,744,247.52	54,805,401.10
	1,627,987,649.24	1,724,880,696.67

66,076,272.14

2

--	--	--

3

4

1

---

--	--	--

**2**

--	--

**3**

--	--	--

**4**

--	--

**5**

**1**


--	--	--

3

--	--

--	--	--	--	--	--

4

5

6

6

1

1	1,405,087,961.00	50.50%	3,217,524,489.57	99.38%
1 2	1,357,533,929.38	48.79%	143,929.38	0.01%
3	19,902,479.41	0.71%	19,902,479.41	0.61%
	2,782,524,369.79	--	3,237,570,898.36	--

1

单位名称	期末金额(元)	账龄	未及时结算原因
脚面县非指办(管理局)	1,207,300,000.00	12年	土地证未办理完成

1-2-

3



9

1

	98,579,100.00	83.88%			98,579,100.00	96,798,050.00	85.22%			96,798,050.00
	18,945,652.52	16.12%	2,950,265.80							

2

268,502.47

0.00

--	--	--

3

--	--

--	--	--	--	--	--

4

	112,542,500.82	108,194,795.82
	3,912,206.02	3,346,335.13
	1,070,045.68	2,050,361.68
	117,524,752.52	113,591,492.63

5

--	--	--	--	--	--

6

--	--	--	--	--

7

8

10

1

3

	5,255,147,212.91		5,255,147,212.91	2,751,648,914.77		2,751,648,914.77
	854,121,003.52	22,236,531.56	831,884,471.96	1,603,844,945.72	22,236,531.56	1,581,608,414.16
	6,109,268,216.43	22,236,531.56	6,087,031,684.87	4,355,493,860.49	22,236,531.56	4,333,257,328.93

				1,260,800 .04			2,142,470 ,002.65	2,143,730 ,802.69			
				987,176.4 2			14,598.39 0.94	15,585.56 7.36			
							65,431.30 6.08	65,431.30 6.08			
	2014 06 30		1,371,570 ,000.00	277,714.1 73.65			120,782.0 64.16	398,496.2 37.81	4,392,760 .40	1,380,798 .61	
	2012 08 06		2,400,000 ,000.00	354,509.7 48.45			52,175.64 0.26	406,685.3 88.71			

	2015 05 14		1,300,000 ,000.00	496,081,3 39.60	88724474 .04		53,940,91 0.13	461,297,7 75.69			
				345,627,2 94.90			1,271,542 .24	346,898,8 37.14			
	2015 08 28		1,747,974 ,600.00	920,607,4 32.05			90,990,22 1.95	1,011,597 ,654.00	8,715,270 .29	5,312,310 .91	
	2015 11 28		721,057,5 00.00	354,860,9 49.66			50,562,69 3.77	405,423,6 43.43	7,204,166 .65	3,343,472 .22	
	--	--	7,540,602 100.00	2,751,648 914.77	88724474 .04		2,592,222 772.18	5,255,147 212.91	20,312,19 7.34	10,036,58 1.74	--

	22,236,531.56					22,236,531.56	
	22,236,531.56					22,236,531.56	--


3

						(%)
	3,402,959.38	5,312,310.91		8,715,270.29		5.43
	3,860,694.43	3,343,472.22		7,204,166.65		4.75

**11**

--	--	--	--	--

**12**

---

--	--	--	--	--

3


4

--	--	--	--	--	--

5

--	--	--	--	--	--	--

15

1


2

--	--	--	--	--

3

16

1


2

3

17


18

1

2

3

--	--	--	--	--	--	--	--

**3**



3.				
1				
4.				
1.	63,434,135.24	4,259,728.25	523,069.39	68,216,932.88
2.	61,296,676.25	3,311,338.21	639,699.25	65,247,713.71

2

--	--	--	--	--	--

3

--	--	--	--	--

4

--	--

5

	51,968,945.49	

20

1

--	--	--

---

--	--	--	--	--	--	--

2

--	--	--	--	--	--	--	--	--	--	--	--	--

3

--	--	--

21

--	--	--

22

--	--	--

23

1

2

24

25

1

1.				915,000.00	915,000.00
2.				157,350.42	157,350.42
1				157,350.42	157,350.42
2					
3					
3.					
1					
4.				1,072,350.42	1,072,350.42
1.				915,000.00	915,000.00
2.				13,112.55	13,112.55
1				13,112.55	13,112.55
3.					
1					
4.				928,112.55	928,112.55
1.					
2.					
1					

3.					
1					
4.					
1.				144,237.87	144,237.87
2.				0.00	0.00

2

--	--	--	--

26

--	--	--	--	--

27

1

	1,344,587.74				1,344,587.74
	1,344,587.74				1,344,587.74

2

--	--	--	--

--	--	--	--	--

2015 4

10%

28

--	--	--	--	--

29

/

1

	24,352,898.60	6,088,224.65	24,225,370.34	6,056,342.59
	1,503,177.12	375,794.28	1,531,225.48	382,806.37
	2,610,287.00	652,571.75	2,386,555.00	596,638.75
	116,685,587.96	29,171,396.99		
	145,151,950.68	36,287,987.67	28,143,150.82	7,035,787.71

2

	56,185,894.24	14,046,473.56	56,070,991.57	14,017,747.89
	56,185,894.24	14,046,473.56	56,070,991.57	14,017,747.89

3

--

		36,287,987.67	7,035,787.71
		14,046,473.56	14,017,747.89

4

	638,097.80	692,924.55
	65,594,748.54	70,858,945.26
	66,232,846.34	71,551,869.81

5

2017		919,615.21	
2018	1,266,755.33	1,266,755.33	
2019	2,748,243.36	2,748,243.36	
2020	14,889,535.56	14,889,535.56	
2021	36,841,637.43	51,034,795.80	
2022	9,848,576.86		
	65,594,748.54	70,858,945.26	--

30

--	--	--

31

1

		150,000,000.00

		150,000,000.00
--	--	----------------

**2**

--	--	--	--	--

**32**

--	--	--

**33**

**34**

--	--	--

**35**

**1**

	509,151,207.71	700,550,418.80

36

1

	4,465,601,323.33	3,875,049,972.39
	2,160,611.27	2,138,190.57
	4,467,761,934.60	3,877,188,162.96

2

1

--	--	--

3

--	--

37

1

	6,225,528.24	18,781,914.42	18,474,805.22	6,532,637.44
-		605,419.85	605,419.85	0.00
		8,000.00	8,000.00	0.00
	6,225,528.24	19,395,334.27	19,088,225.07	6,532,637.44

2

1	2,386,555.00	15,107,746.07	14,884,014.07	2,610,287.00
2		1,633,548.53	1,633,548.53	

3		376,939.43	376,939.43	
		327,245.79	327,245.79	
		17,418.32	17,418.32	
		32,275.32	32,275.32	
4		1,011,794.00	1,011,794.00	
5	3,838,973.24	651,886.39	568,509.19	3,922,350.44
	6,225,528.24	18,781,914.42	18,474,805.22	6,532,637.44

## 3

1		564,619.42	564,619.42	
2		40,800.43	40,800.43	
		605,419.85	605,419.85	0.00

## 38

		0.00	5,619,605.11
		1,394.61	6,995,657.41
		312,812.34	223,057.66
		150,652,809.19	147,124,145.38
		5,086,228.76	4,461,105.98
		419,088.31	348,242.34
		279,392.19	232,161.55
		163,342.60	3,619,028.80
		14,496.99	1,124,009.95
		1,425,288.89	1,475,724.83
		158,354,853.88	171,222,739.01

39

	23,195,881.95	5,316,399.83
	23,195,881.95	5,316,399.83

--	--	--

336.31%

40

	32,010,000.00	

1

41

1

	520,000,000.00	
	156,206,523.39	156,206,523.39
	57,944,519.14	55,571,576.91
	20,747,913.24	8,221,541.35
	20,888,315.66	14,308,661.03
	775,787,271.43	234,308,302.68

2

1

--	--	--

	156,206,523.39	
	156,206,523.39	--

231.10%

42

--	--	--

43

	616,500,000.00	15,000,000.00
		300,000,000.00
	400,000,000.00	400,000,000.00
	1,016,500,000.00	715,000,000.00

44

--	--	--

--	--	--	--	--	--	--	--

	2,364,000,000.00	2,173,000,000.00
--	------------------	------------------

				(%)	
	2017-1-13	2018-7-12		5.8	100,000,000.00
	2017-1-13	2019-1-11		5.9	700,000,000.00
	2016-12-1	2018-12-1		5.3	600,000,000.00
	2016-12-20	2018-12-20		5.3	600,000,000.00

47

1

--	--	--

48

1

--	--	--

2

--	--	--

--	--	--

--	--	--

49

--	--	--	--	--	--

50

--	--	--	--

51

--	--	--	--	--	--	--	--

							/
--	--	--	--	--	--	--	---


52

--	--	--	--	--	--	--	--

53


320,100,000.00

+ -



	290,011,242.63			290,011,242.63
	182.32			182.32
	290,011,424.95			290,011,424.95

**56**

--	--	--	--	--

**57**


## 60

	753,786,378.44	674,012,140.52
	753,786,378.44	674,012,140.52
	30,824,158.46	108,759,367.48
		6,490,064.78
		6,490,064.78
	32,010,000.00	16,005,000.00
	752,600,536.90	753,786,378.44

- 1)
- 2)
- 3)
- 4)
- 5)

## 61

	1,096,755,654.92	836,660,448.32	1,163,386,542.95	940,236,291.06
	393,050.23	325,009.29	521,906.75	529,330.00
	1,097,148,705.15	836,985,457.61	1,163,908,449.70	940,765,621.06

## 62

	3,743,417.95	4,115,920.40
	1,649,833.12	1,807,320.43
	523,249.58	5,173.35
	4,420,067.52	
	926,200.90	
	32,279,950.97	55,616,632.95

	26,126,363.92	5,998,721.28
	1,099,888.72	1,204,880.31
	1,039,668.62	
	32,195.20	
	71,840,836.50	68,748,648.72

## 63

	6,674,875.32	11,430,992.93
	1,023,088.80	674,904.25
	184,085.00	510,826.20
	3,995,705.09	1,838,699.31
	2,769,055.30	3,158,511.06
	5,692,675.30	
	2,126,103.76	8,909,237.55
	22,465,588.57	26,523,171.30

## 64

	15,107,746.07	11,799,991.38
		7,491,812.61
	39,450.80	424,191.06
	1,458,427.01	1,203,866.64
	1,898,101.07	896,259.53
	1,449,245.56	1,425,117.07
	587,438.68	430,265.77
	640,860.79	812,497.71
	462,949.69	214,056.86
	6,140,899.76	5,409,738.30
	27,785,119.43	30,107,796.93

65

	107,041,758.73	14,074,087.11
	5,278,149.75	3,744,953.58
	101,763,608.98	10,329,133.53
	323,046.74	608,678.49
	102,086,655.72	10,937,812.02

833.34%

66

	268,502.47	-1,639,165.66
	268,502.47	-1,639,165.66

67

--	--	--

68

--	--	--

69

--	--	--

---

	300,000.00	
--	------------	--

**70**

2

	36,536,974.08
/	9,134,243.52
	-348.66
	82,737.92
	-3,548,289.59
	2,497,387.77
	8,165,730.96

73

74

1

	13,217,360.38	29,632,817.00
	29,658,904.05	5,579,116.12
	300,000.00	6,139,800.00
	1,666,802.66	2,353,797.54
	44,843,067.09	43,705,530.66

2

	14,537,026.82	10,351,496.48
	26,353,210.82	
	25,267,424.56	26,586,933.54

---


	1,973,576.45	4,781,297.48
	68,131,238.65	41,719,727.50

**3**

	5,278,149.75	3,744,953.58

75

1



3

	--
	--
	--

4

	1,561,911,377.10	1,670,518,717.57
	179,415.27	126,188.08
	1,554,063,986.45	1,669,949,107.49
	7,667,975.38	443,422.00
	1,561,911,377.10	1,670,518,717.57

76

77

	66,076,272.14	
	1,203,361,773.06	
	1,269,438,045.20	--

78

1



2

79


80

1

1



2





4

5

6

1

1

				100.00%		
				80.00%		
				100.00%		
				100.00%		
				100.00%		
				100.00%		
				65.00%		
				51.00%		
				100.00%		

2

	20.00%	-539,105.55		12,238,338.62
	35.00%	-929,612.03		44,640,669.43
	49.00%	-984,197.76		31,960,357.01

3

	946,371,157.48	62,141.93	946,433,299.41	835,241,606.30	50,000,000.00	885,241,606.30	542,971,083.41	88,489.87	543,059,573.28	429,172,352.47	50,000,000.00	479,172,352.47
	1,924,151,039.32	904,081.39	1,925,055,120.71	1,623,517,493.77	174,000,000.00	1,797,517,493.77	1,689,877,093.33	990,283.69	1,690,867,377.02	1,377,673,715.71	183,000,000.00	1,560,673,715.71
	329,528,256.09	435,001.30	329,963,257.39	306,877,459.66		306,877,459.66	313,385,862.66	8,662,554.43	322,048,417.09	296,867,875.50		296,867,875.50

		-2,695,527.70	-2,695,527.70	257,026,820.		-2,121,491.45	-2,121,491.45	80,551,637.5

				01				2
		-2,656,034.37	-2,656,034.37	71,071,602.26		-6,190,709.46	-6,190,709.46	409,889,892.69
		-2,094,743.86	-2,094,743.86	-3,972,869.52		-374,846.26	-374,846.26	-1,103,499.80

4

5

2

1

2

--	--

3

1


20%

20%

2

	/	/



6

1.

1.

1.

(1)

2017 6 30  
390,050.00

0.25

975.13

(2)

1

	--	--	--	--
	--	--	--	--

2

3

4

5

6

7

8

9

1

			200,000.00	57.90%	57.90%

2015 1271

2016 3 18

2

3

--	--

4


5

1

/

--	--	--	--	--	--

/

--	--	--	--

2

/

/

/

/	/	/	/	/	/	/
---	---	---	---	---	---	---

/

/

/	/	/	/	/	/	/
---	---	---	---	---	---	---

/

3

--	--	--	--

--	--	--	--

4

--	--	--	--	--

	600,000,000.00	2016 12 01	2018 12 01	
	600,000,000.00	2016 12 20	2018 12 20	

5

	800,000,000.00	2017 01 06	2018 01 05	2017 1-6 2.8 2017 6 30 5.2

6

--	--	--	--

7

--	--	--	--

8

		4,474,650.00	31,149,900.00
		2,693,600.00	3,407,000.00

6

1

		98,579,100.00		96,798,050.00	

2

--	--	--	--

7

8

1

2

3

4

5

1

2016 5 12

271,478.00  
135,739.00

2017 6 30

121,468.90  
135,739.00

2017 6 30

2

1

30

367,278.86  
2017 6 30

2017 6

2

3

1

--	--	--	--

--	--	--	--

2

	0.00
	0.00

3

4

1

1

--	--	--	--

2

--	--	--

2

3

1

2

4

5

--	--	--	--	--	--	--

6

1

100%

2

1

1


2

--	--	--

3

--	--

--	--	--	--	--	--


4

5

6

2

1



1	4,006,420.19	200,321.01	5.00%
1 2	836,380.00	83,638.00	10.00%
2 3	3,646.14	729.23	20.00%
3	2,929,111.32	1,464,555.66	50.00%
	7,775,557.65	1,749,243.90	22.50%

2

83,334.92

0.00

--	--	--

3

--	--

--	--	--	--	--	--

5



	587,015,089.64		587,015,089.64	587,015,089.64		587,015,089.64
	587,015,089.64		587,015,089.64	587,015,089.64		587,015,089.64

## 1

	180,000,000.00			180,000,000.00		
	67,958,300.00			67,958,300.00		
	60,000,000.00			60,000,000.00		
	67,000,000.00			67,000,000.00		
	60,000,000.00			60,000,000.00		
	12,000,000.00			12,000,000.00		
	100,000,000.00			100,000,000.00		
	38,056,789.64			38,056,789.64		
	2,000,000.00			2,000,000.00		
	587,015,089.64			587,015,089.64		

## 2


**3****4**

	70,518,149.90	46,773,838.29	795,075,074.37	639,166,431.99
	384,581.00	317,938.46	262,500.00	
	70,902,730.90	47,091,776.75	795,337,574.37	639,166,431.99

**5**

--	--	--

**6****1**

--	--

	1.86%	0.0963	0.0963
	1.84%	0.0951	0.0951

3

1

2

3

4

